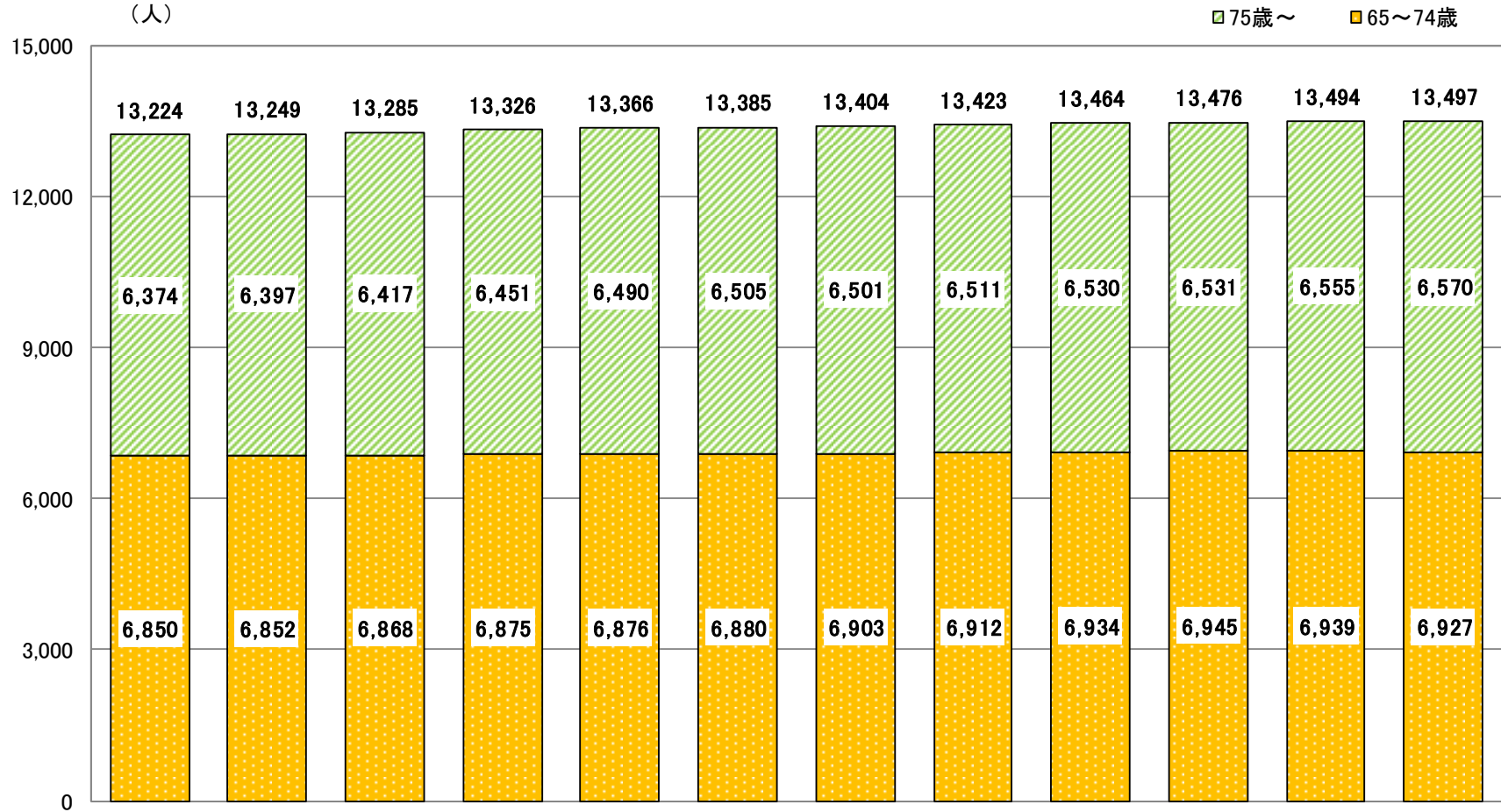


介護保険事業状況報告の概要
(平成30年10月末現在)

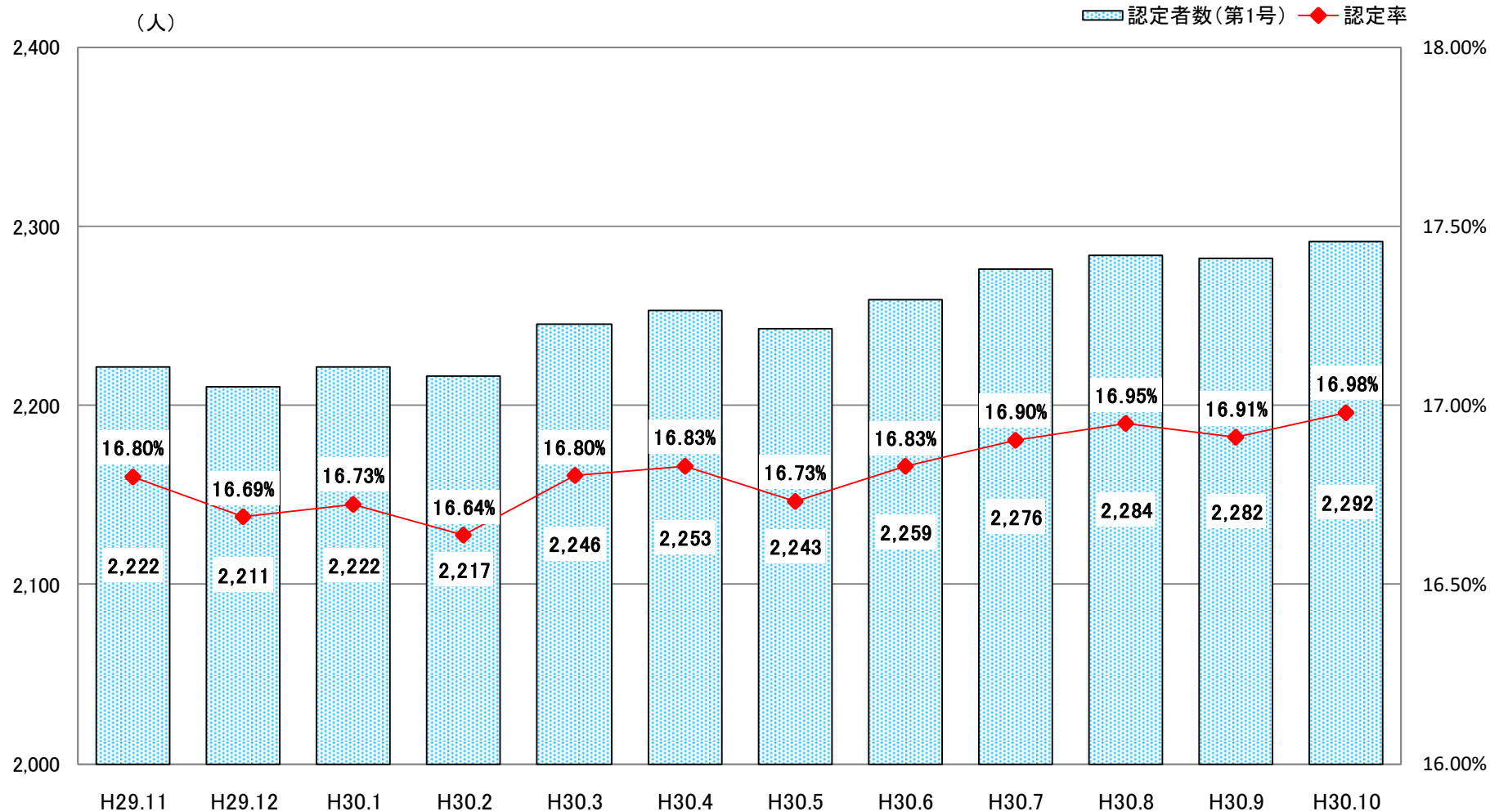
1 第1号被保険者数

(人)



		H29.11	H29.12	H30.1	H30.2	H30.3	H30.4	H30.5	H30.6	H30.7	H30.8	H30.9	H30.10
人数	65～74歳	6,850	6,852	6,868	6,875	6,876	6,880	6,903	6,912	6,934	6,945	6,939	6,927
	75歳～	6,374	6,397	6,417	6,451	6,490	6,505	6,501	6,511	6,530	6,531	6,555	6,570
	合計	13,224	13,249	13,285	13,326	13,366	13,385	13,404	13,423	13,464	13,476	13,494	13,497
割合	65～74歳	51.80%	51.72%	51.70%	51.59%	51.44%	51.40%	51.50%	51.49%	51.50%	51.54%	51.42%	51.32%
	75歳～	48.20%	48.28%	48.30%	48.41%	48.56%	48.60%	48.50%	48.51%	48.50%	48.46%	48.58%	48.68%

2 要介護認定者

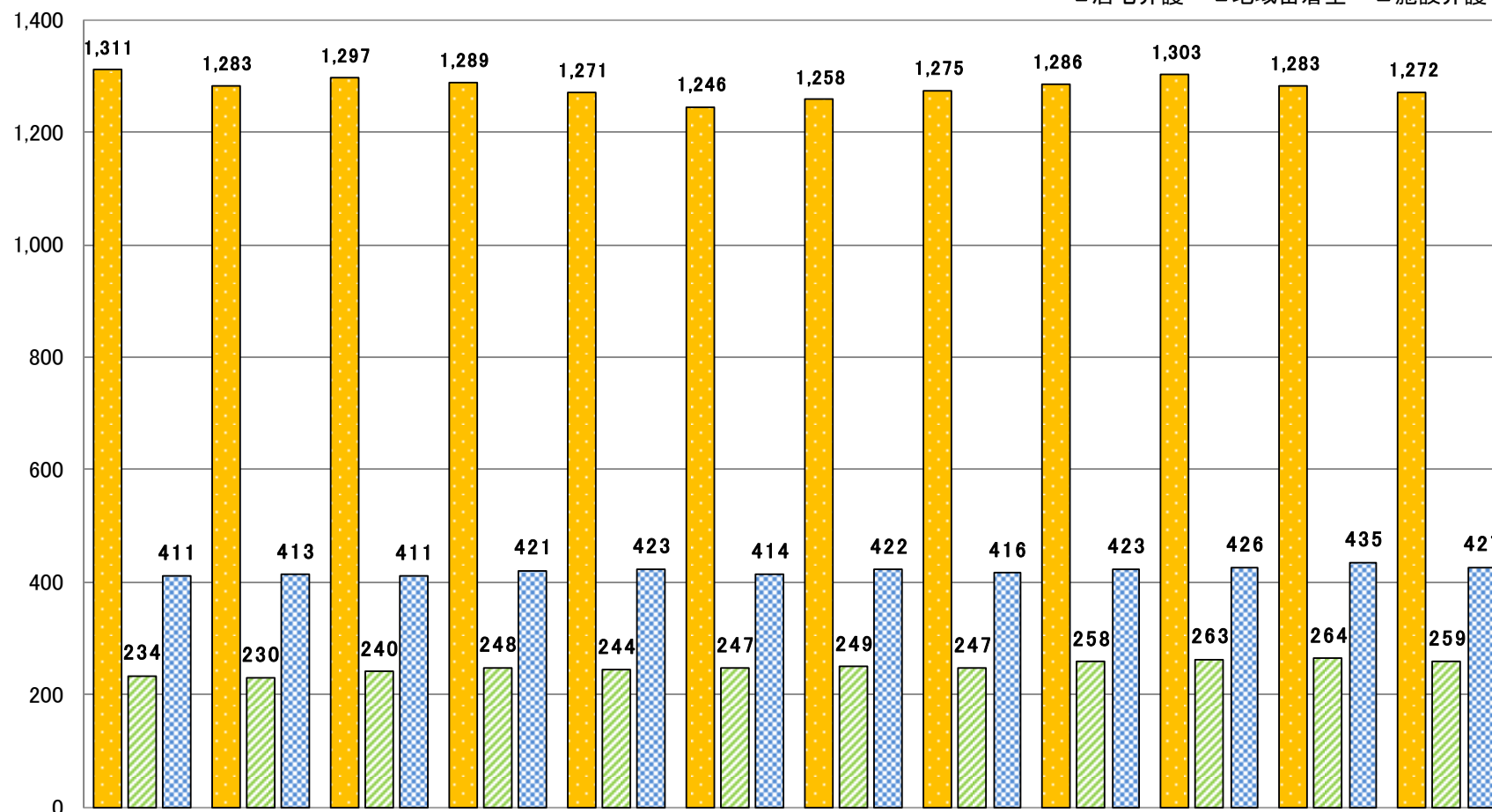


	H29.11	H29.12	H30.1	H30.2	H30.3	H30.4	H30.5	H30.6	H30.7	H30.8	H30.9	H30.10
認定率	16.80%	16.69%	16.73%	16.64%	16.80%	16.83%	16.73%	16.83%	16.90%	16.95%	16.91%	16.98%
認定者数(第1号)	2,222	2,211	2,222	2,217	2,246	2,253	2,243	2,259	2,276	2,284	2,282	2,292
第1号被保者数	13,224	13,249	13,285	13,326	13,366	13,385	13,404	13,423	13,464	13,476	13,494	13,497

3 受給者数

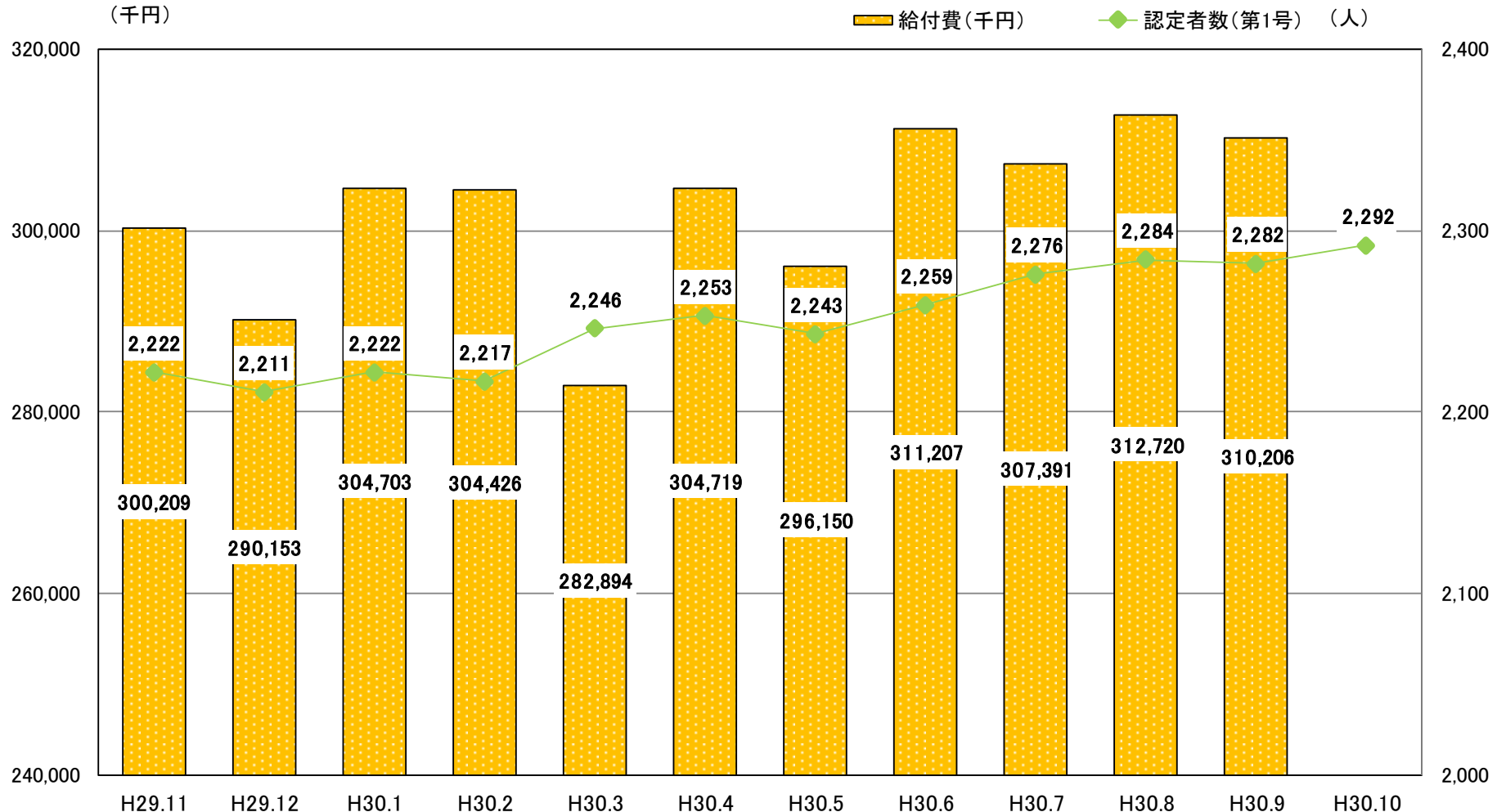
(人)

■居宅介護 □地域密着型 ■施設介護



	H29.11	H29.12	H30.1	H30.2	H30.3	H30.4	H30.5	H30.6	H30.7	H30.8	H30.9	H30.10
居宅介護	1,311	1,283	1,297	1,289	1,271	1,246	1,258	1,275	1,286	1,303	1,283	1,272
地域密着型	234	230	240	248	244	247	249	247	258	263	264	259
施設介護	411	413	411	421	423	414	422	416	423	426	435	427

4 給付費



	H29.11	H29.12	H30.1	H30.2	H30.3	H30.4	H30.5	H30.6	H30.7	H30.8	H30.9	H30.10
認定率	16.80%	16.69%	16.73%	16.64%	16.80%	16.83%	16.73%	16.83%	16.90%	16.95%	16.95%	16.95%
認定者数(第1号)	2,222	2,211	2,222	2,217	2,246	2,253	2,243	2,259	2,276	2,284	2,282	2,292
第1号被保者数	13,224	13,249	13,285	13,326	13,366	13,385	13,404	13,423	13,464	13,476	13,494	13,497
給付費(千円)	300,209	290,153	304,703	304,426	282,894	304,719	296,150	311,207	307,391	312,720	310,206	

※1ヶ月遅れ