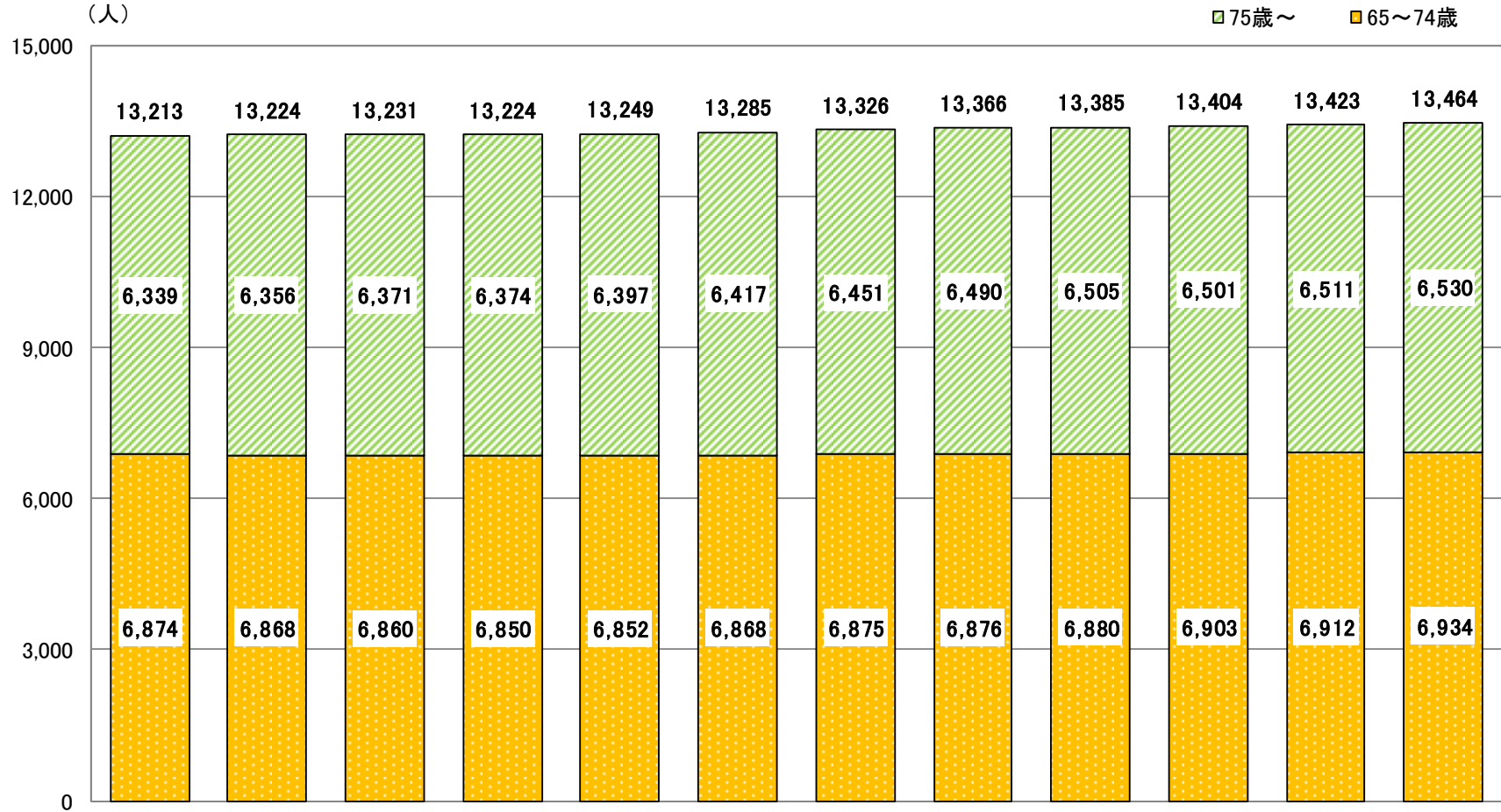


介護保険事業状況報告の概要
(平成30年7月末現在)

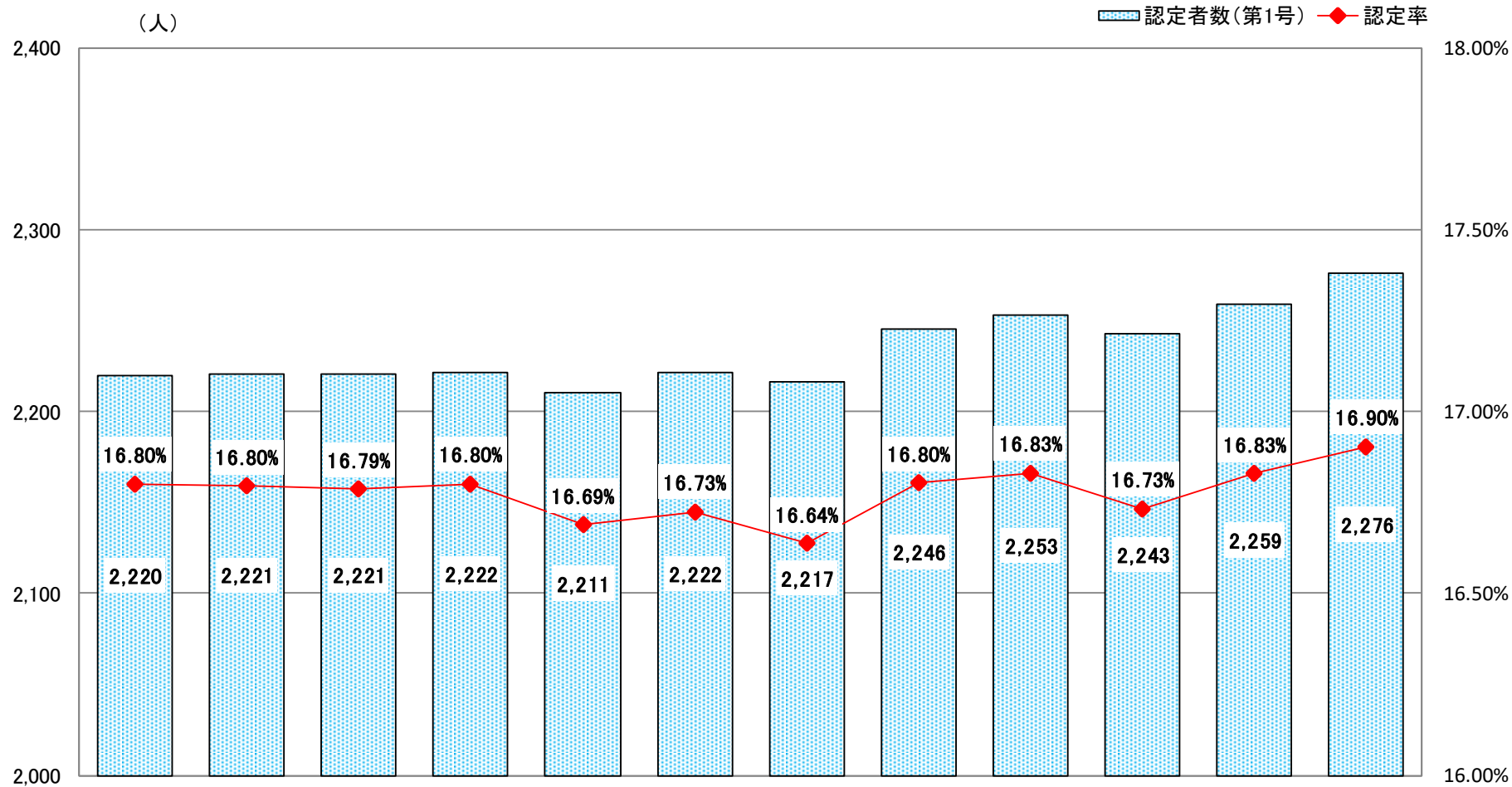
1 第1号被保険者数

(人)



		H29.8	H29.9	H29.10	H29.11	H29.12	H30.1	H30.2	H30.3	H30.4	H30.5	H30.6	H30.7
人数	65～74歳	6,874	6,868	6,860	6,850	6,852	6,868	6,875	6,876	6,880	6,903	6,912	6,934
	75歳～	6,339	6,356	6,371	6,374	6,397	6,417	6,451	6,490	6,505	6,501	6,511	6,530
	合計	13,213	13,224	13,231	13,224	13,249	13,285	13,326	13,366	13,385	13,404	13,423	13,464
割合	65～74歳	52.02%	51.94%	51.85%	51.80%	51.72%	51.70%	51.59%	51.44%	51.40%	51.50%	51.49%	51.50%
	75歳～	47.98%	48.06%	48.15%	48.20%	48.28%	48.30%	48.41%	48.56%	48.60%	48.50%	48.51%	48.50%

2 要介護認定者

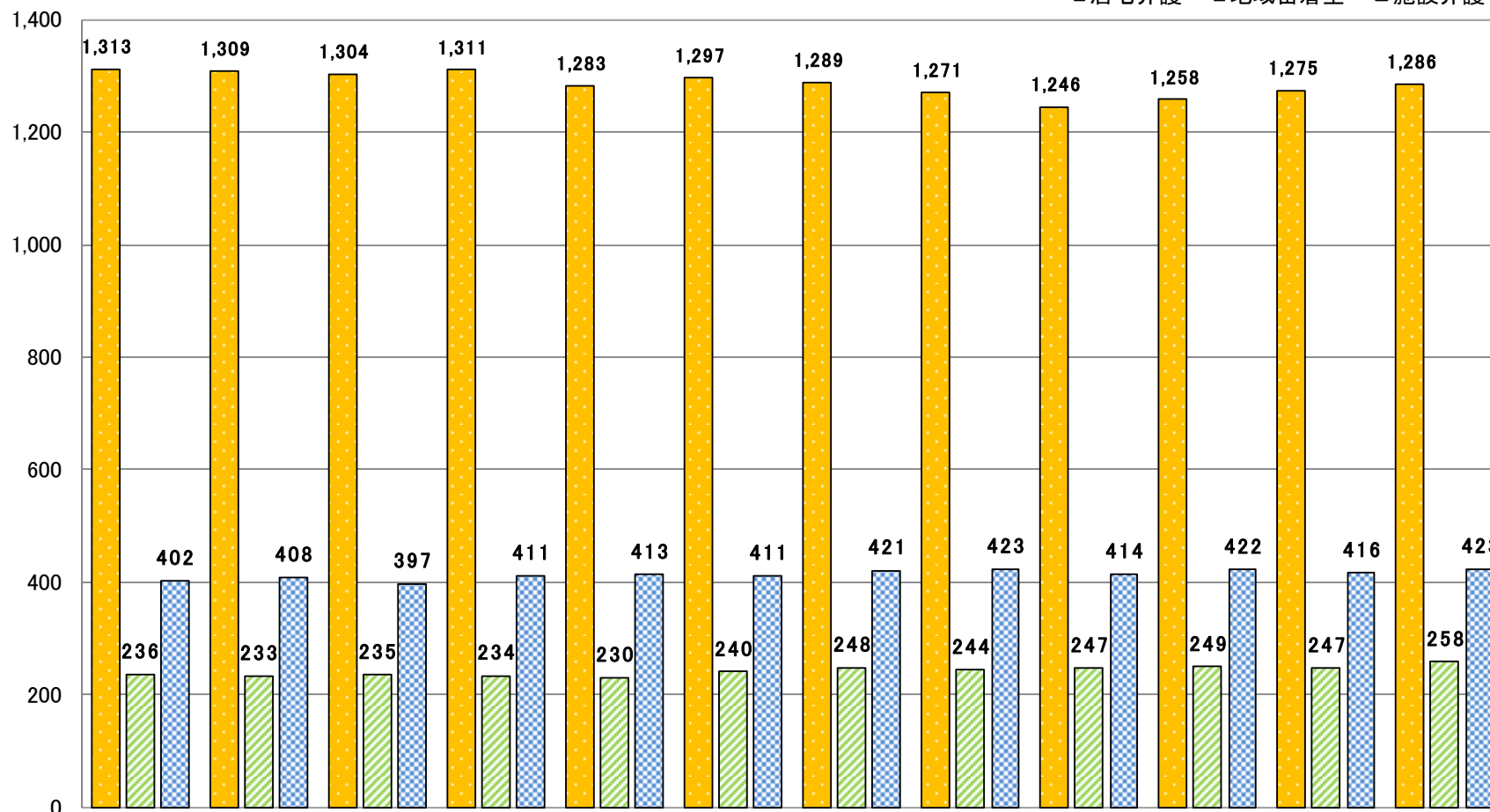


	H29.8	H29.9	H29.10	H29.11	H29.12	H30.1	H30.2	H30.3	H30.4	H30.5	H30.6	H30.7
認定率	16.80%	16.80%	16.79%	16.80%	16.69%	16.73%	16.64%	16.80%	16.83%	16.73%	16.83%	16.90%
認定者数(第1号)	2,220	2,221	2,221	2,222	2,211	2,222	2,217	2,246	2,253	2,243	2,259	2,276
第1号被保者数	13,213	13,224	13,231	13,224	13,249	13,285	13,326	13,366	13,385	13,404	13,423	13,464

3 受給者数

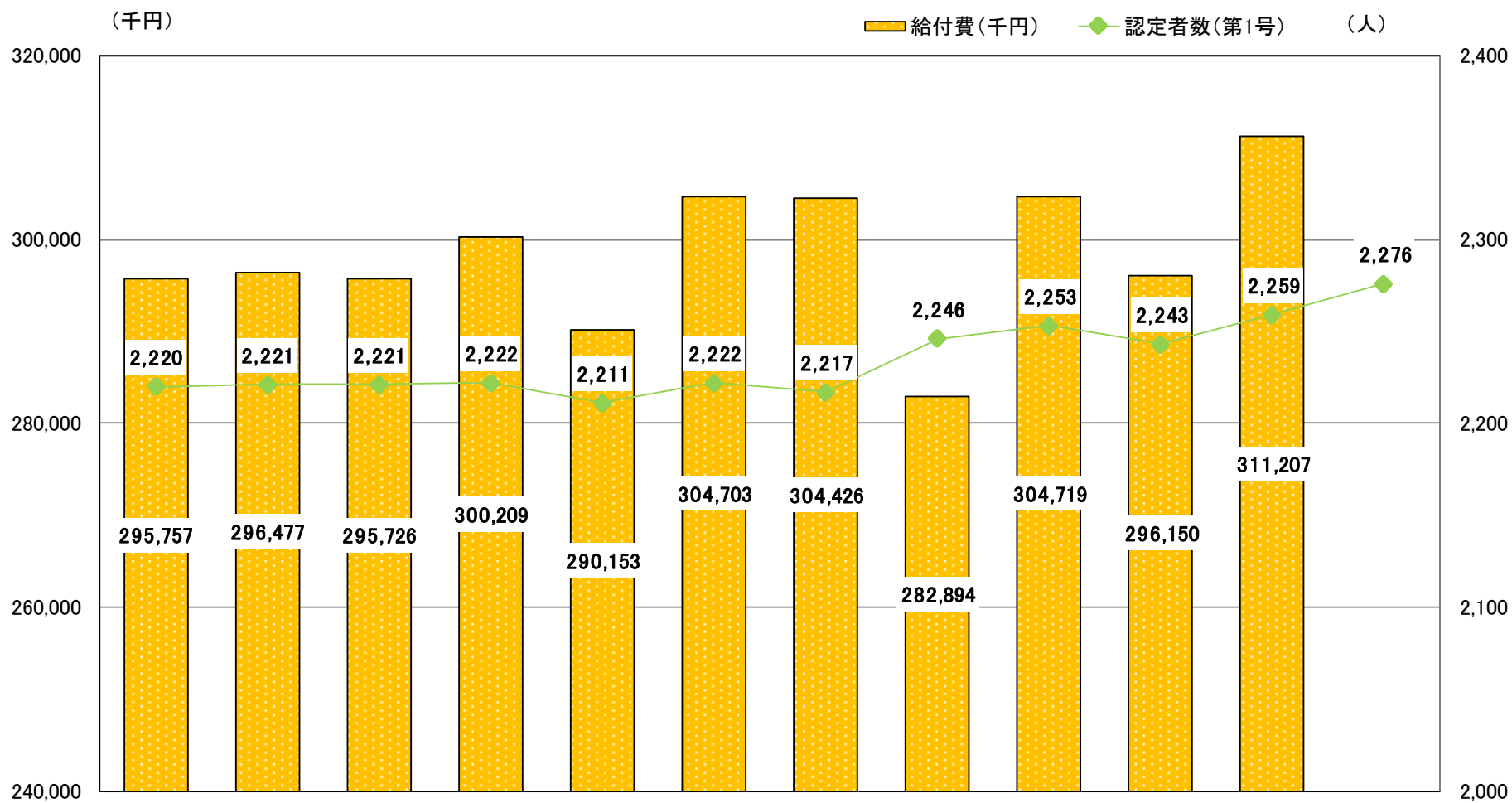
(人)

■居宅介護 ■地域密着型 ■施設介護



	H29.8	H29.9	H29.10	H29.11	H29.12	H30.1	H30.2	H30.3	H30.4	H30.5	H30.6	H30.7
居宅介護	1,313	1,309	1,304	1,311	1,283	1,297	1,289	1,271	1,246	1,258	1,275	1,286
地域密着型	236	233	235	234	230	240	248	244	247	249	247	258
施設介護	402	408	397	411	413	411	421	423	414	422	416	423

4 給付費



	H29.8	H29.9	H29.10	H29.11	H29.12	H30.1	H30.2	H30.3	H30.4	H30.5	H30.6	H30.7
認定率	16.80%	16.80%	16.79%	16.80%	16.69%	16.73%	16.64%	16.80%	16.83%	16.73%	16.83%	16.90%
認定者数(第1号)	2,220	2,221	2,221	2,222	2,211	2,222	2,217	2,246	2,253	2,243	2,259	2,276
第1号被保者数	13,213	13,224	13,231	13,224	13,249	13,285	13,326	13,366	13,385	13,404	13,423	13,464
給付費(千円)	295,757	296,477	295,726	300,209	290,153	304,703	304,426	282,894	304,719	296,150	311,207	

※1ヶ月遅れ