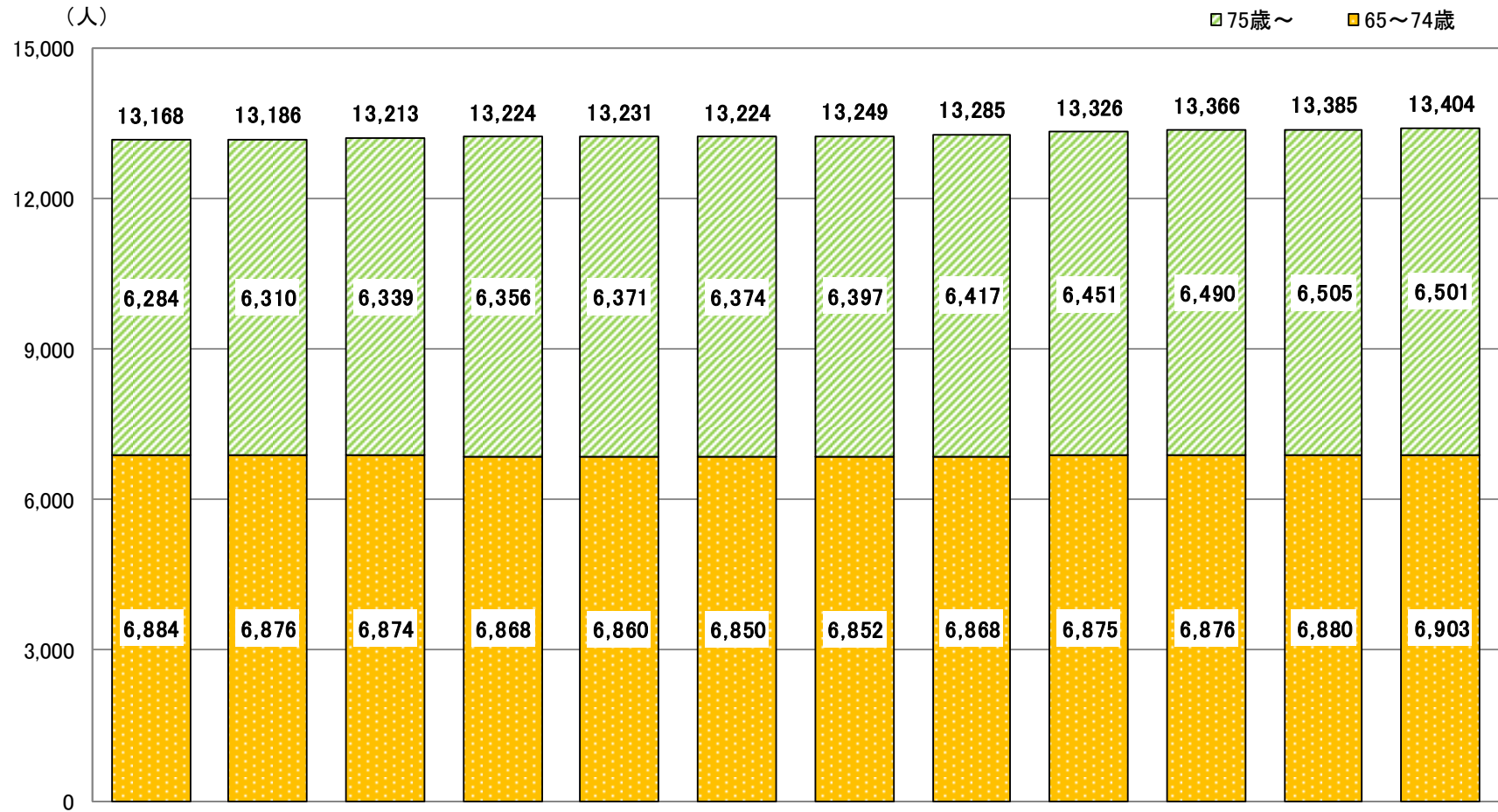


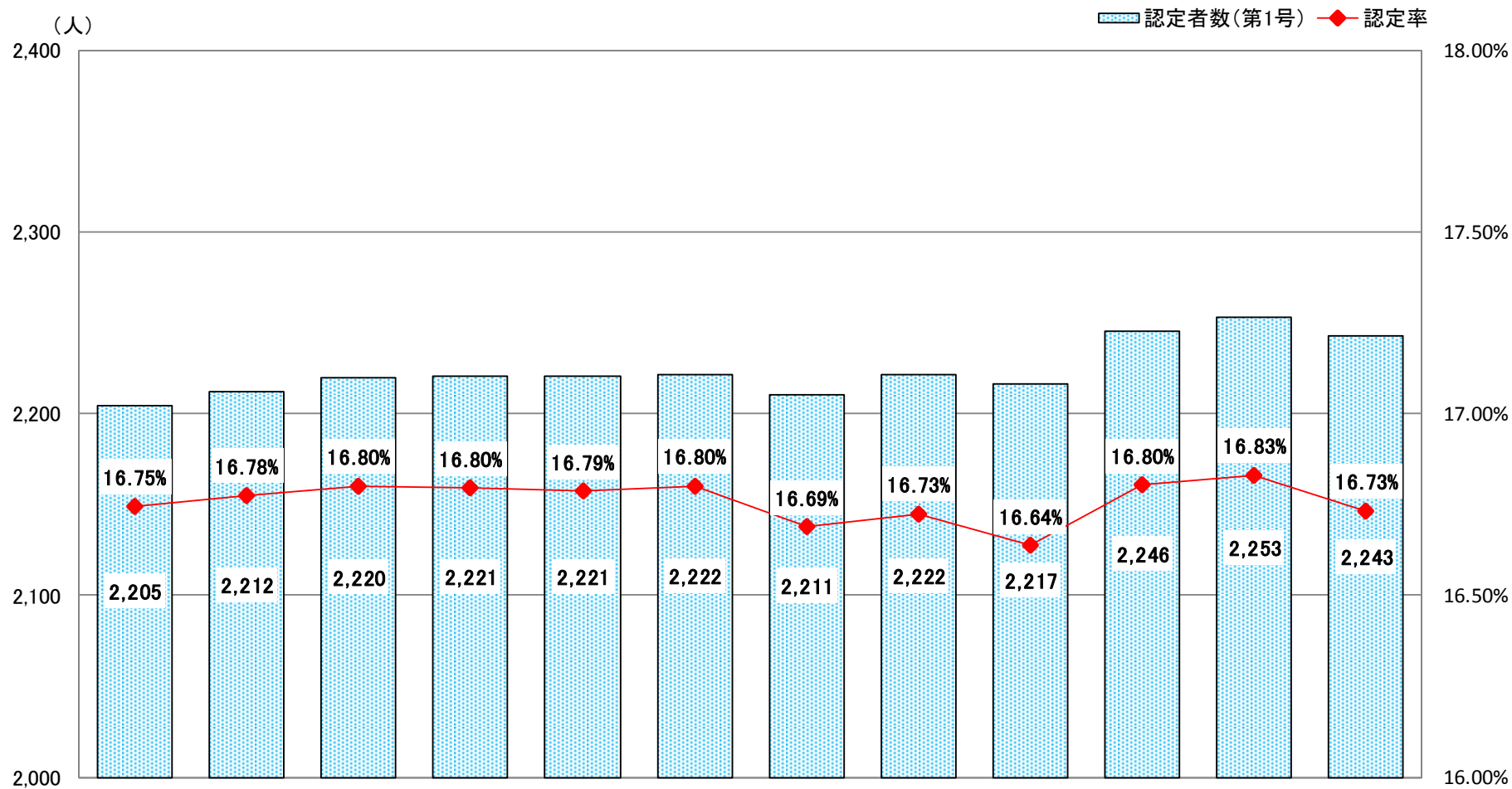
介護保険事業状況報告の概要  
(平成30年5月末現在)

1 第1号被保険者数



		H29.6	H29.7	H29.8	H29.9	H29.10	H29.11	H29.12	H30.1	H30.2	H30.3	H30.4	H30.5
人数	65～74歳	6,884	6,876	6,874	6,868	6,860	6,850	6,852	6,868	6,875	6,876	6,880	6,903
	75歳～	6,284	6,310	6,339	6,356	6,371	6,374	6,397	6,417	6,451	6,490	6,505	6,501
	合計	13,168	13,186	13,213	13,224	13,231	13,224	13,249	13,285	13,326	13,366	13,385	13,404
割合	65～74歳	52.28%	52.15%	52.02%	51.94%	51.85%	51.80%	51.72%	51.70%	51.59%	51.44%	51.40%	51.50%
	75歳～	47.72%	47.85%	47.98%	48.06%	48.15%	48.20%	48.28%	48.30%	48.41%	48.56%	48.60%	48.50%

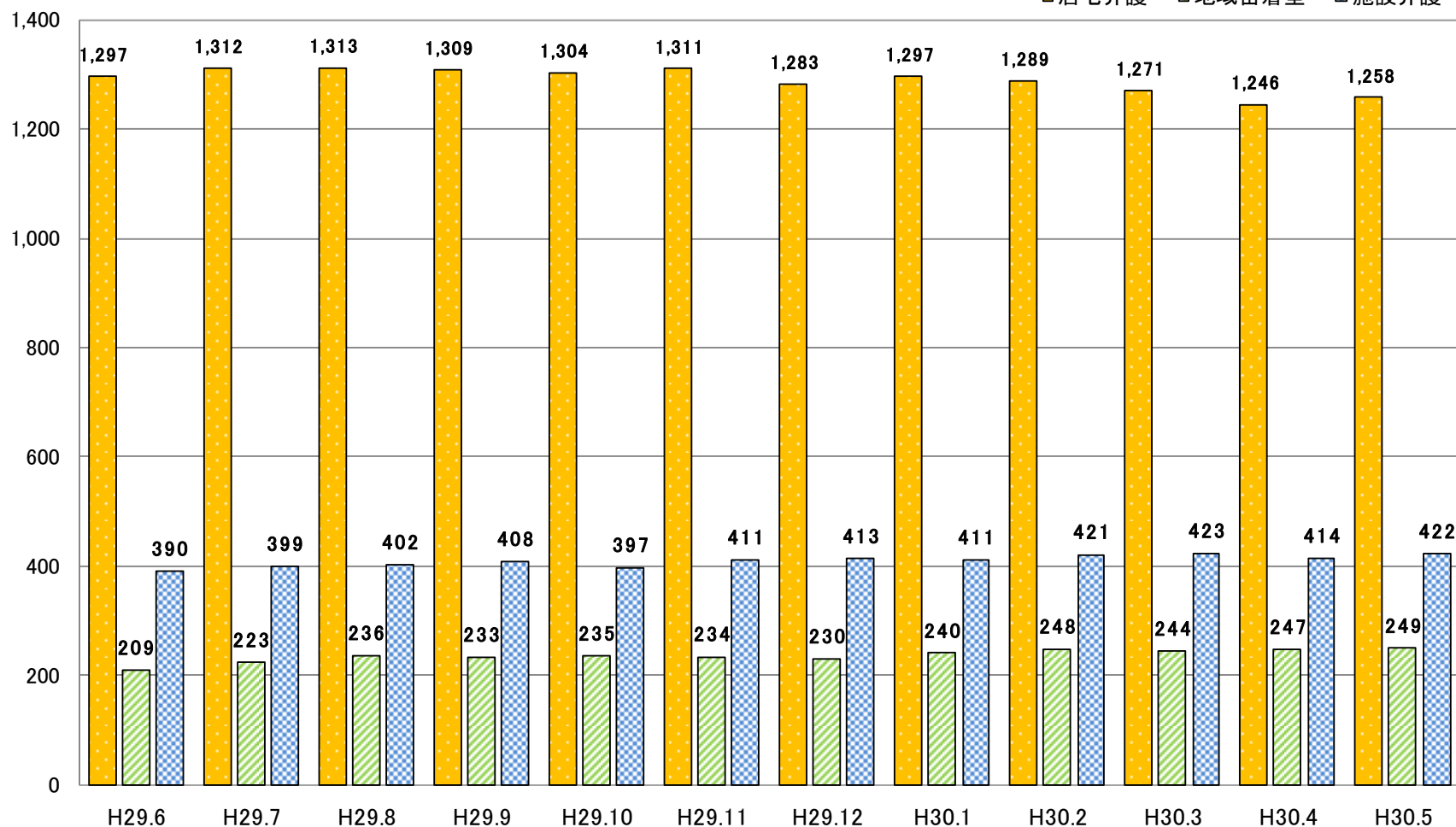
## 2 要介護認定者



	H29.6	H29.7	H29.8	H29.9	H29.10	H29.11	H29.12	H30.1	H30.2	H30.3	H30.4	H30.5
認定率	16.75%	16.78%	16.80%	16.80%	16.79%	16.80%	16.69%	16.73%	16.64%	16.80%	16.83%	16.73%
認定者数(第1号)	2,205	2,212	2,220	2,221	2,221	2,222	2,211	2,222	2,217	2,246	2,253	2,243
第1号被保者数	13,168	13,186	13,213	13,224	13,231	13,224	13,249	13,285	13,326	13,366	13,385	13,404

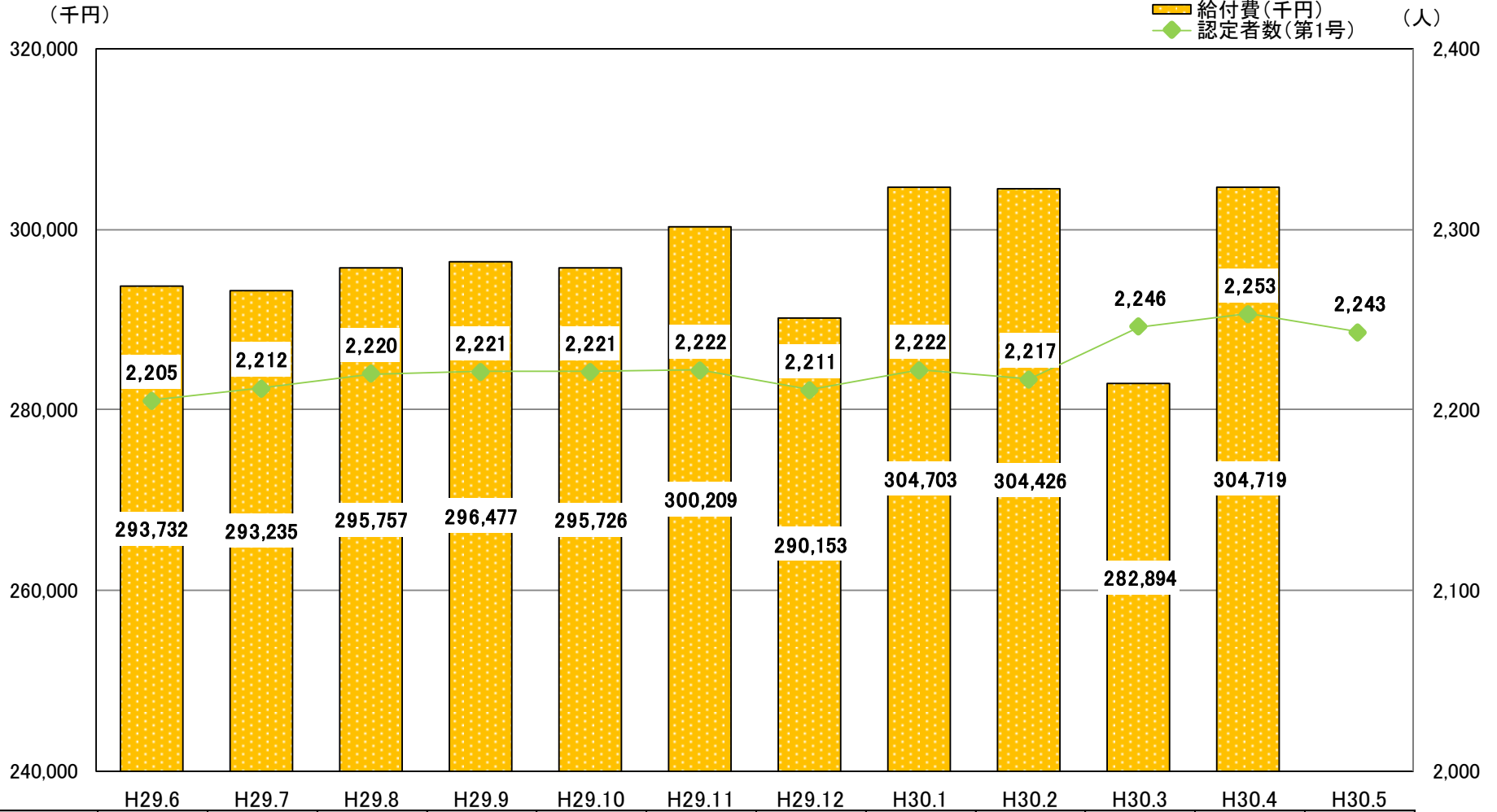
### 3 受給者数

(人)



	H29.6	H29.7	H29.8	H29.9	H29.10	H29.11	H29.12	H30.1	H30.2	H30.3	H30.4	H30.5
居宅介護	1,297	1,312	1,313	1,309	1,304	1,311	1,283	1,297	1,289	1,271	1,246	1,258
地域密着型	209	223	236	233	235	234	230	240	248	244	247	249
施設介護	390	399	402	408	397	411	413	411	421	423	414	422

#### 4 給付費



	H29.6	H29.7	H29.8	H29.9	H29.10	H29.11	H29.12	H30.1	H30.2	H30.3	H30.4	H30.5
認定率	16.75%	16.78%	16.80%	16.80%	16.79%	16.80%	16.69%	16.73%	16.64%	16.80%	16.83%	16.73%
認定者数(第1号)	2,205	2,212	2,220	2,221	2,221	2,222	2,211	2,222	2,217	2,246	2,253	2,243
第1号被保者数	13,168	13,186	13,213	13,224	13,231	13,224	13,249	13,285	13,326	13,366	13,385	13,404
給付費(千円)	293,732	293,235	295,757	296,477	295,726	300,209	290,153	304,703	304,426	282,894	304,719	

※1ヶ月遅れ