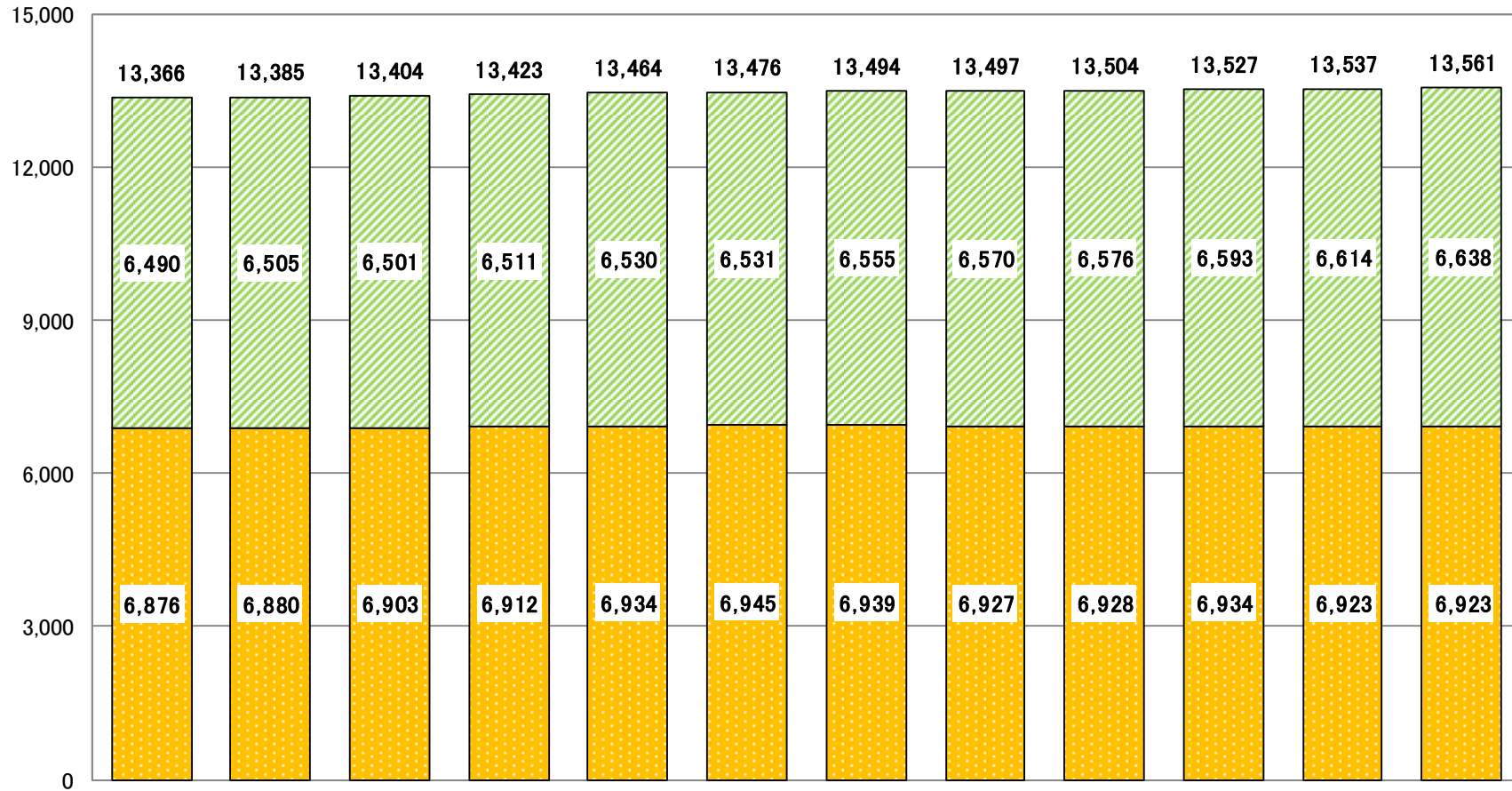


介護保険事業状況報告の概要
(平成31年2月末現在)

1 第1号被保険者数

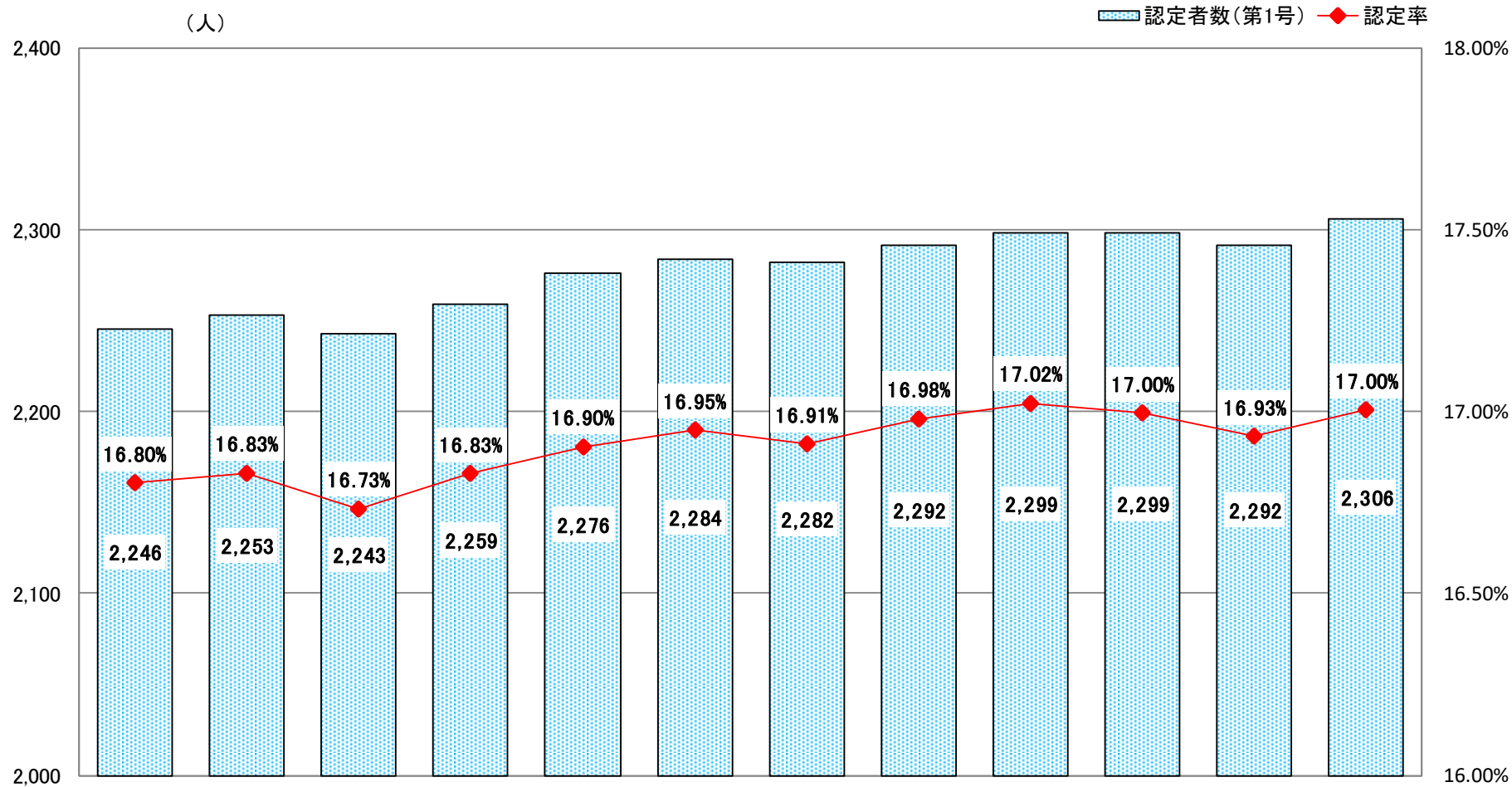
(人)

□ 75歳～ □ 65～74歳



		H30.3	H30.4	H30.5	H30.6	H30.7	H30.8	H30.9	H30.10	H30.11	H30.12	H31.1	H31.2
人数	65～74歳	6,876	6,880	6,903	6,912	6,934	6,945	6,939	6,927	6,928	6,934	6,923	6,923
	75歳～	6,490	6,505	6,501	6,511	6,530	6,531	6,555	6,570	6,576	6,593	6,614	6,638
	合計	13,366	13,385	13,404	13,423	13,464	13,476	13,494	13,497	13,504	13,527	13,537	13,561
割合	65～74歳	51.44%	51.40%	51.50%	51.49%	51.50%	51.54%	51.42%	51.32%	51.30%	51.26%	51.14%	51.05%
	75歳～	48.56%	48.60%	48.50%	48.51%	48.50%	48.46%	48.58%	48.68%	48.70%	48.74%	48.86%	48.95%

2 要介護認定者

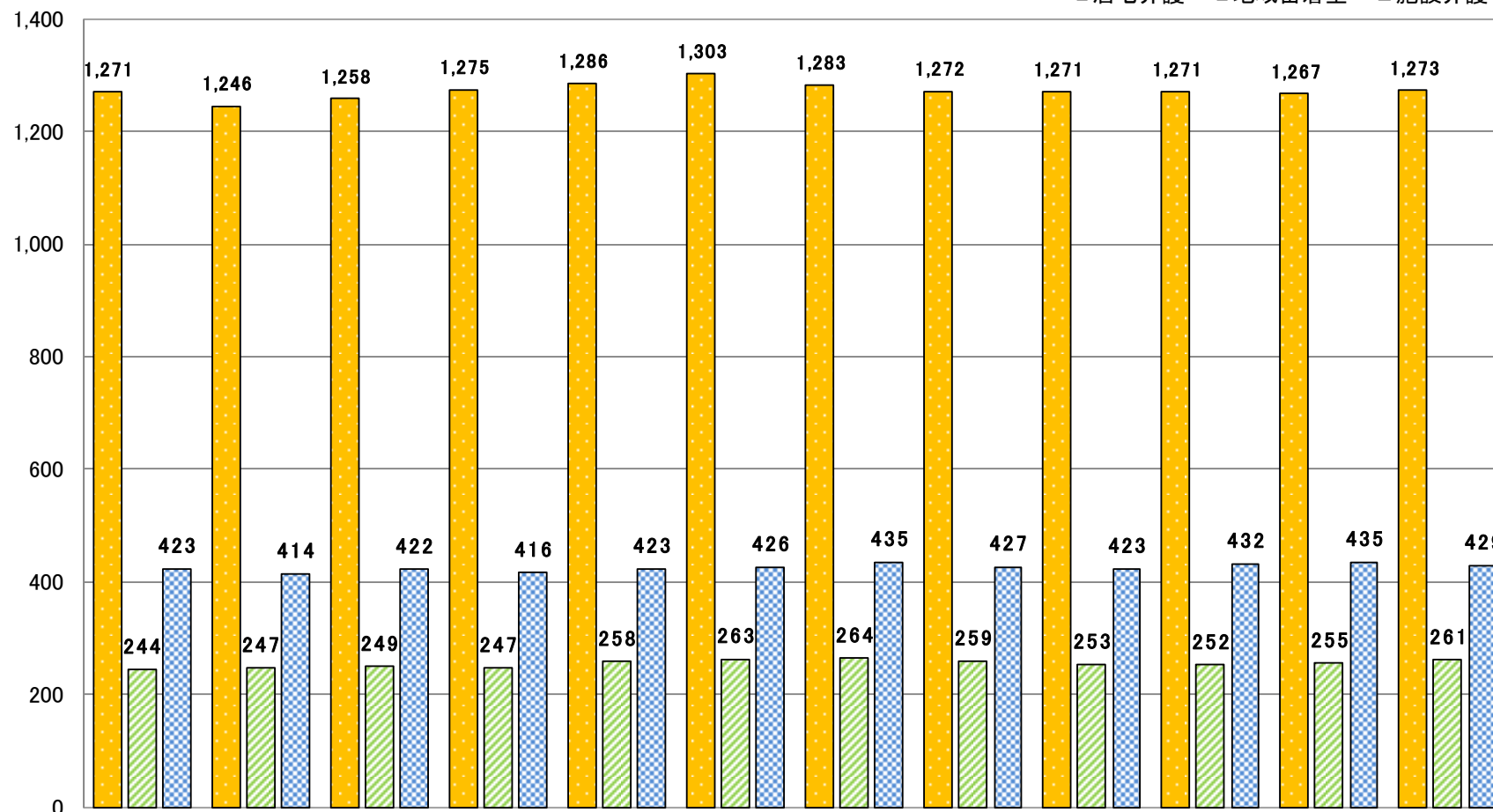


	H30.3	H30.4	H30.5	H30.6	H30.7	H30.8	H30.9	H30.10	H30.11	H30.12	H31.1	H31.2
認定率	16.80%	16.83%	16.73%	16.83%	16.90%	16.95%	16.91%	16.98%	17.02%	17.00%	16.93%	17.00%
認定者数(第1号)	2,246	2,253	2,243	2,259	2,276	2,284	2,282	2,292	2,299	2,299	2,292	2,306
第1号被保者数	13,366	13,385	13,404	13,423	13,464	13,476	13,494	13,497	13,504	13,527	13,537	13,561

3 受給者数

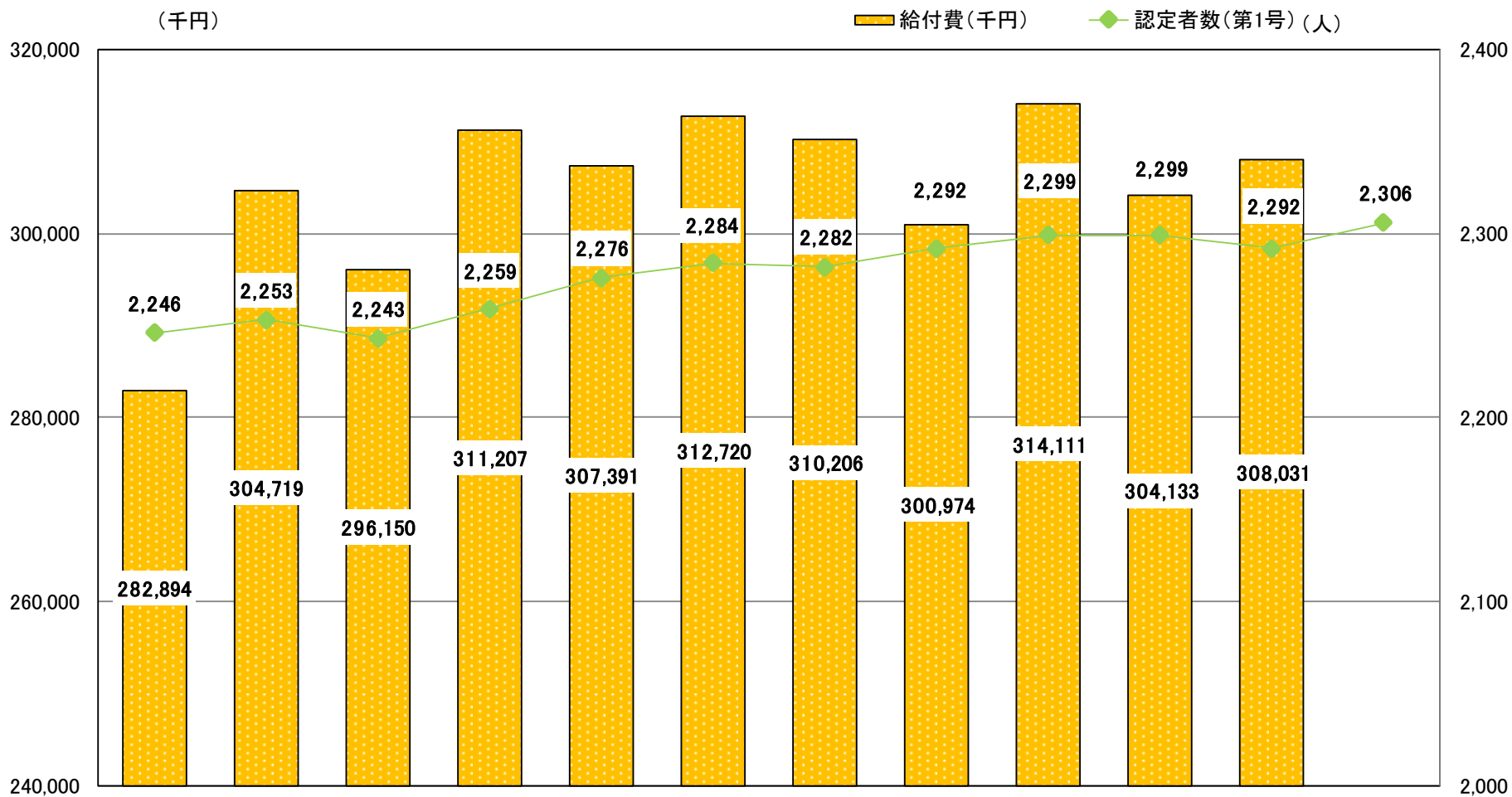
(人)

■ 居宅介護 ■ 地域密着型 ■ 施設介護



	H30.3	H30.4	H30.5	H30.6	H30.7	H30.8	H30.9	H30.10	H30.11	H30.12	H31.1	H31.2
居宅介護	1,271	1,246	1,258	1,275	1,286	1,303	1,283	1,272	1,271	1,271	1,267	1,273
地域密着型	244	247	249	247	258	263	264	259	253	252	255	261
施設介護	423	414	422	416	423	426	435	427	423	432	435	429

4 給付費



	H30.3	H30.4	H30.5	H30.6	H30.7	H30.8	H30.9	H30.10	H30.11	H30.12	H31.1	H31.2
認定率	16.80%	16.83%	16.73%	16.83%	16.90%	16.95%	16.95%	16.95%	16.95%	16.95%	16.95%	16.95%
認定者数(第1号)	2,246	2,253	2,243	2,259	2,276	2,284	2,282	2,292	2,299	2,299	2,292	2,306
第1号被保者数	13,366	13,385	13,404	13,423	13,464	13,476	13,494	13,497	13,504	13,527	13,537	13,561
給付費(千円)	282,894	304,719	296,150	311,207	307,391	312,720	310,206	300,974	314,111	304,133	308,031	

※1ヶ月遅れ