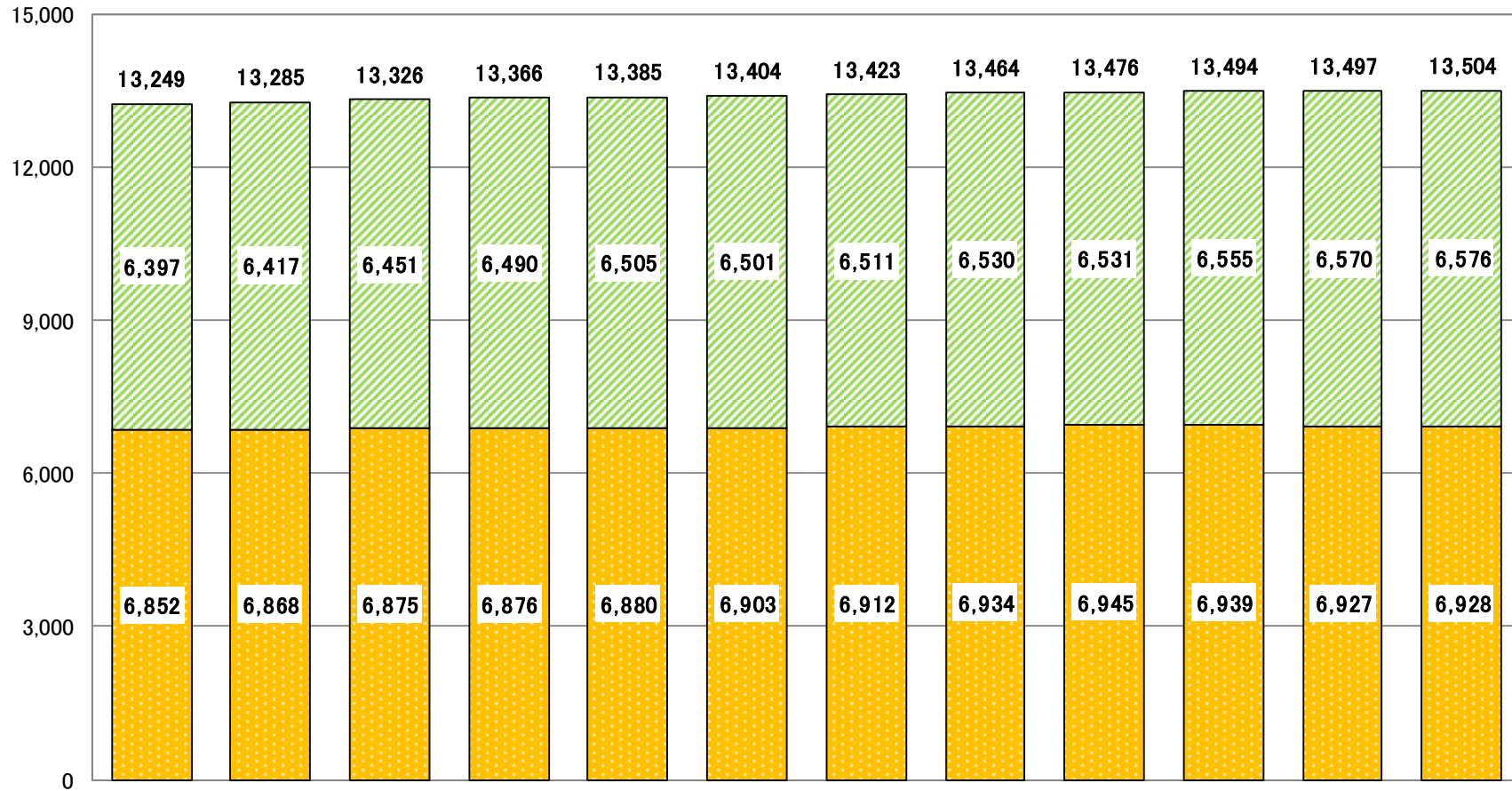


介護保険事業状況報告の概要
(平成30年11月末現在)

1 第1号被保険者数

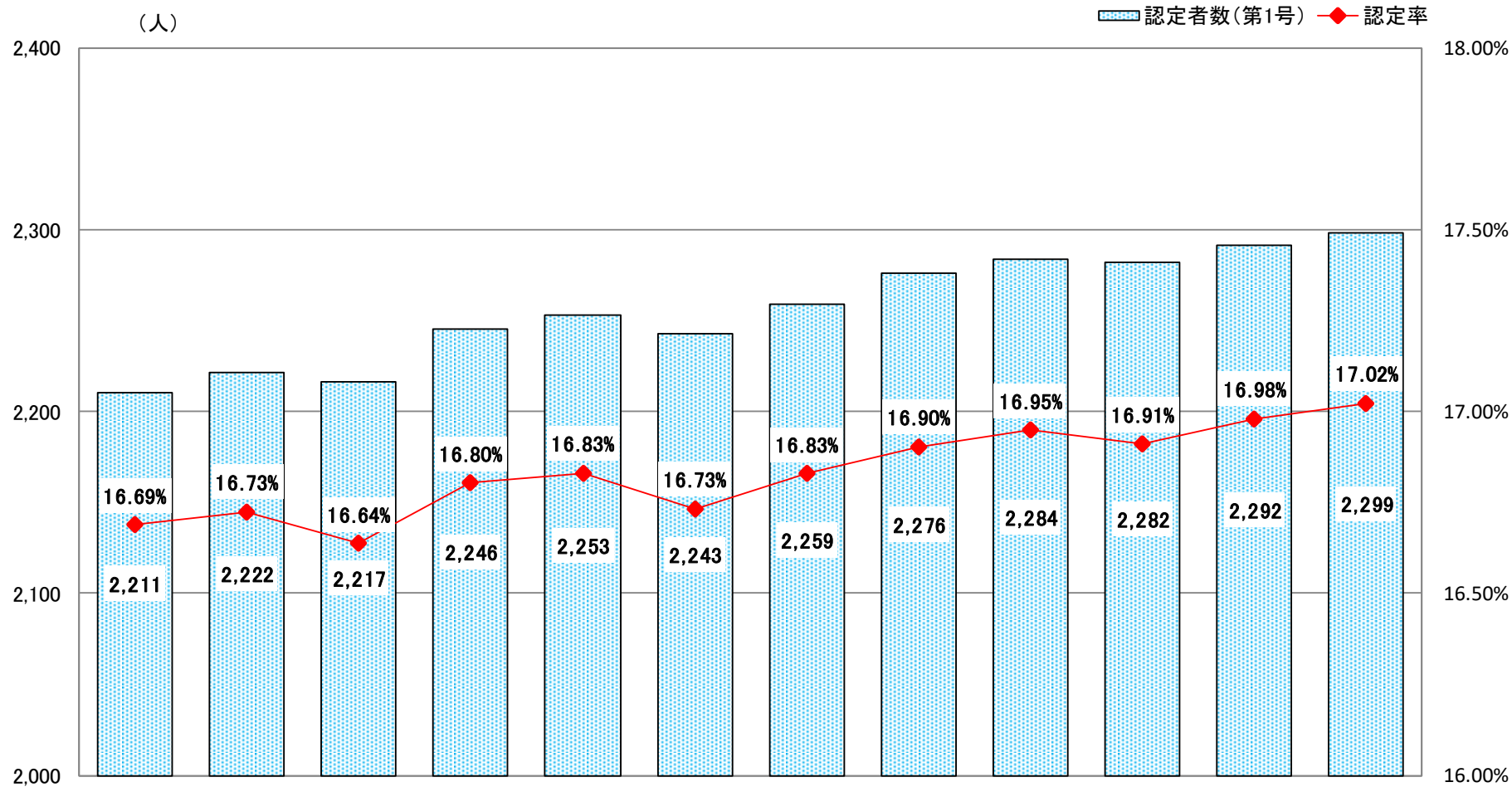
(人)

□ 75歳～ □ 65～74歳



		H29.12	H30.1	H30.2	H30.3	H30.4	H30.5	H30.6	H30.7	H30.8	H30.9	H30.10	H30.11
人数	65～74歳	6,852	6,868	6,875	6,876	6,880	6,903	6,912	6,934	6,945	6,939	6,927	6,928
	75歳～	6,397	6,417	6,451	6,490	6,505	6,501	6,511	6,530	6,531	6,555	6,570	6,576
	合計	13,249	13,285	13,326	13,366	13,385	13,404	13,423	13,464	13,476	13,494	13,497	13,504
割合	65～74歳	51.72%	51.70%	51.59%	51.44%	51.40%	51.50%	51.49%	51.50%	51.54%	51.42%	51.32%	51.30%
	75歳～	48.28%	48.30%	48.41%	48.56%	48.60%	48.50%	48.51%	48.50%	48.46%	48.58%	48.68%	48.70%

2 要介護認定者

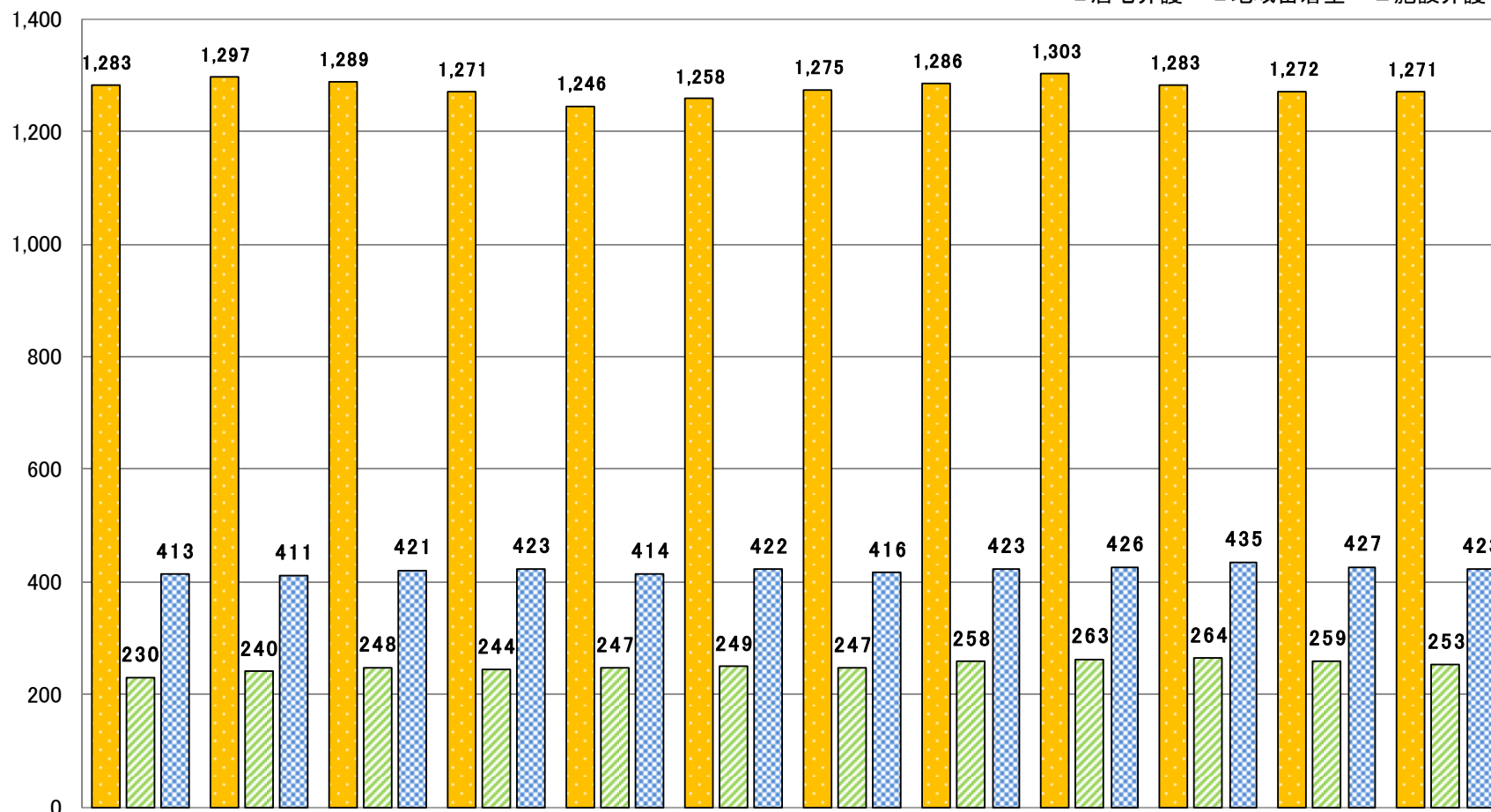


	H29.12	H30.1	H30.2	H30.3	H30.4	H30.5	H30.6	H30.7	H30.8	H30.9	H30.10	H30.11
認定率	16.69%	16.73%	16.64%	16.80%	16.83%	16.73%	16.83%	16.90%	16.95%	16.91%	16.98%	17.02%
認定者数(第1号)	2,211	2,222	2,217	2,246	2,253	2,243	2,259	2,276	2,284	2,282	2,292	2,299
第1号被保者数	13,249	13,285	13,326	13,366	13,385	13,404	13,423	13,464	13,476	13,494	13,497	13,504

3 受給者数

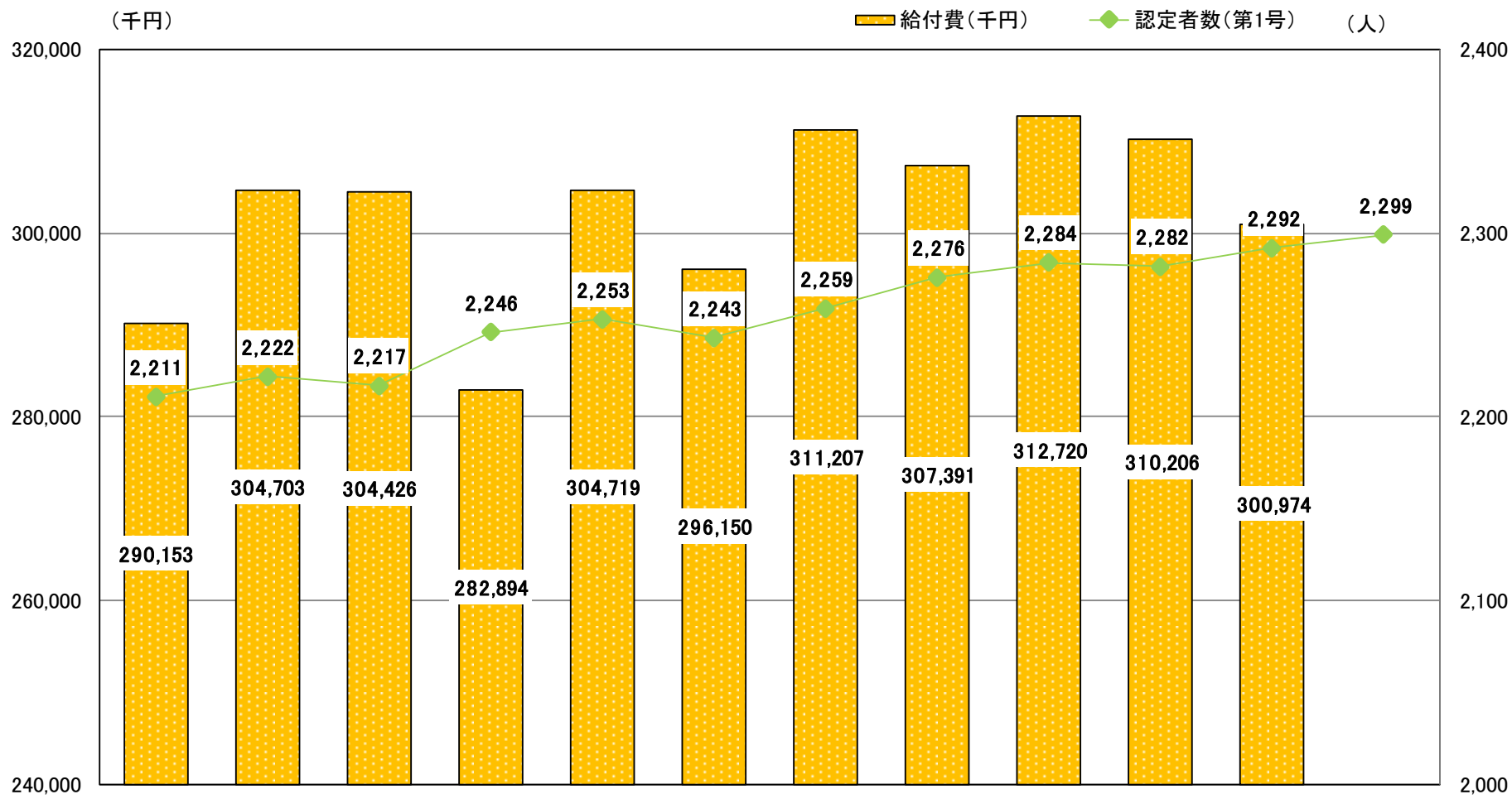
(人)

■ 居宅介護 ■ 地域密着型 ■ 施設介護



	H29.12	H30.1	H30.2	H30.3	H30.4	H30.5	H30.6	H30.7	H30.8	H30.9	H30.10	H30.11
居宅介護	1,283	1,297	1,289	1,271	1,246	1,258	1,275	1,286	1,303	1,283	1,272	1,271
地域密着型	230	240	248	244	247	249	247	258	263	264	259	253
施設介護	413	411	421	423	414	422	416	423	426	435	427	423

4 給付費



	H29.12	H30.1	H30.2	H30.3	H30.4	H30.5	H30.6	H30.7	H30.8	H30.9	H30.10	H30.11
認定率	16.69%	16.73%	16.64%	16.80%	16.83%	16.73%	16.83%	16.90%	16.95%	16.95%	16.95%	16.95%
認定者数(第1号)	2,211	2,222	2,217	2,246	2,253	2,243	2,259	2,276	2,284	2,282	2,292	2,299
第1号被保者数	13,249	13,285	13,326	13,366	13,385	13,404	13,423	13,464	13,476	13,494	13,497	13,504
給付費(千円)	290,153	304,703	304,426	282,894	304,719	296,150	311,207	307,391	312,720	310,206	300,974	

※1ヶ月遅れ